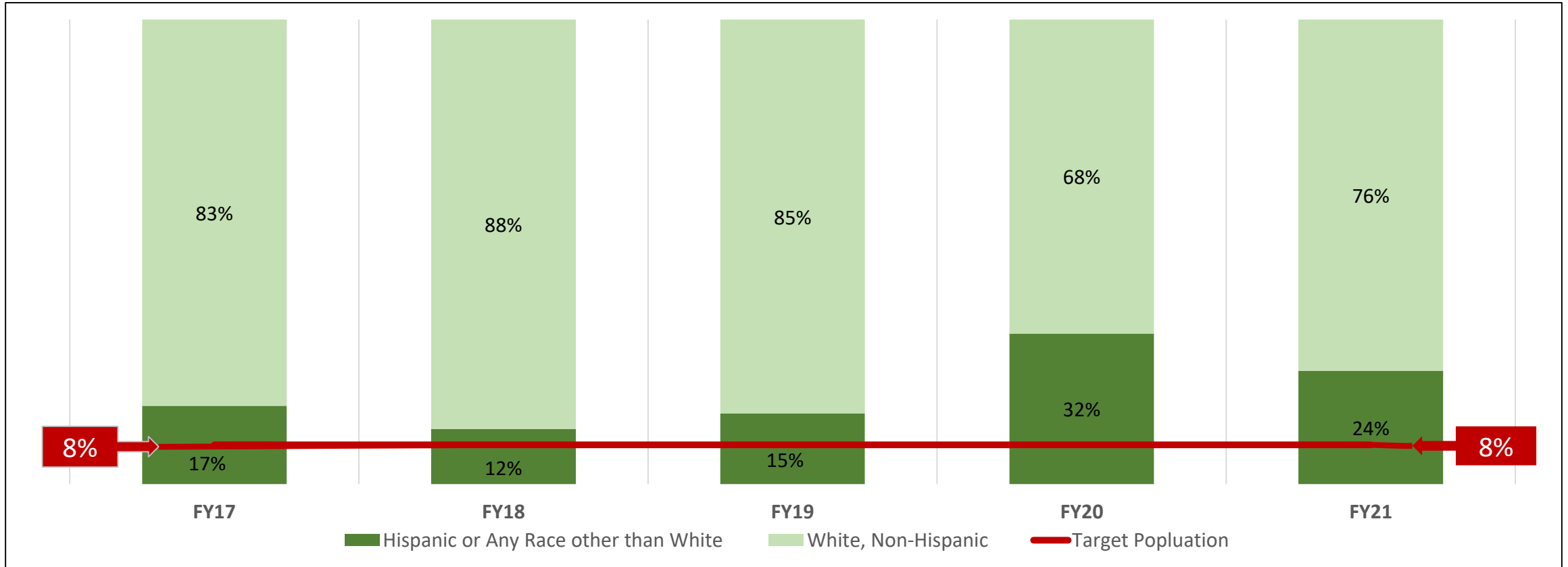


# ARNG Enlisted Recruitment by Race and Ethnicity State: South Dakota

Compared to State Population of High School Graduates, Age 17 to 24, Identifying as Hispanic or Any Race Other than White

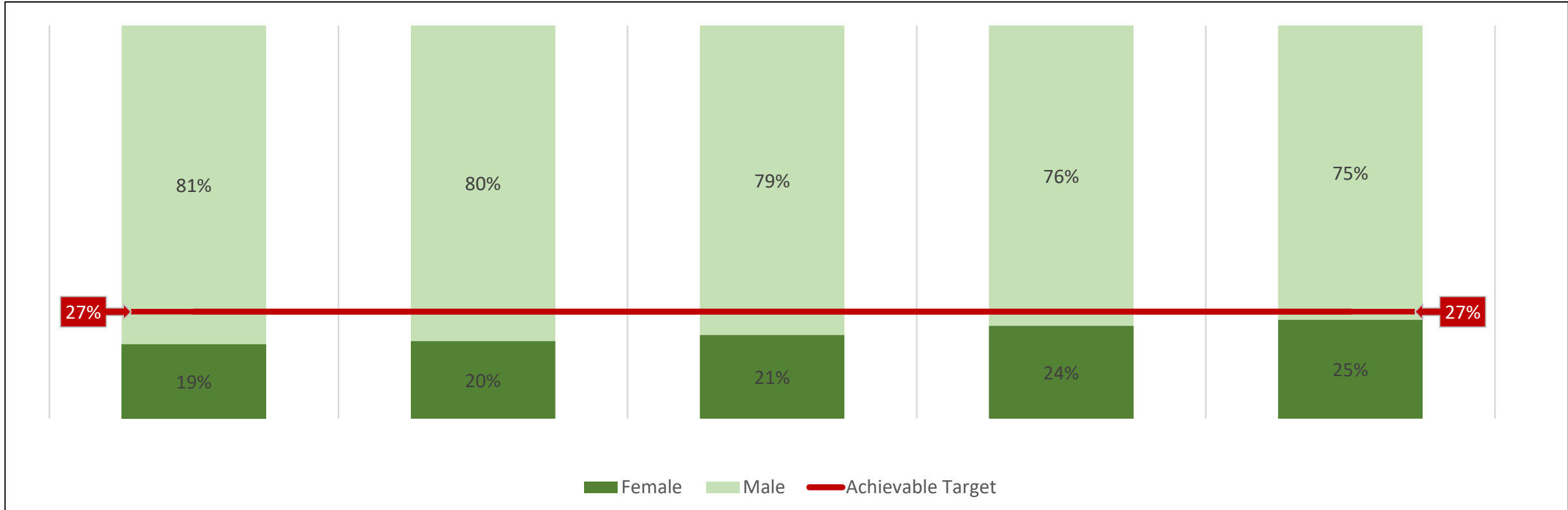


	FY17	FY18	FY19	FY20	FY21
Any Race other than White, Hispanic	48	33	42	92	59
White, Non-Hispanic	237	245	235	192	183
Total	285	278	277	284	242

# ARNG Enlisted Recruitment by Gender

## State: South Dakota

Compared to the Highest State Army National Guard Female Representation Level in the Lower-48

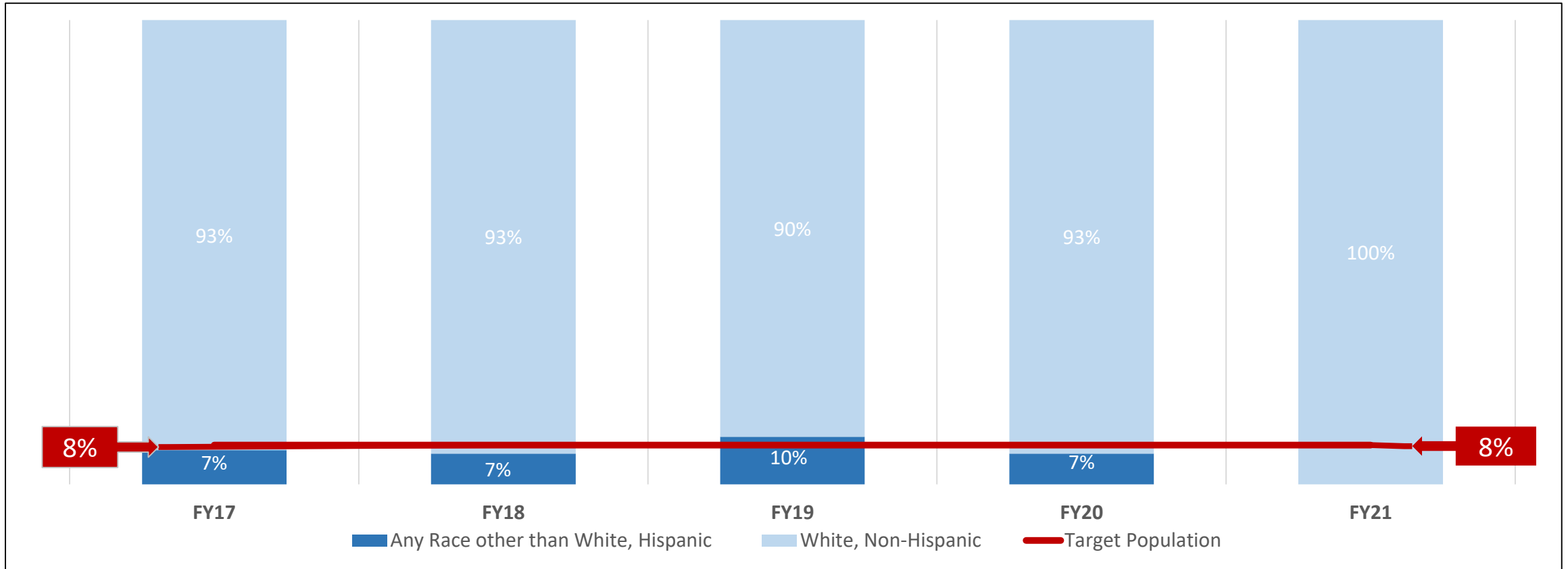


	FY17	FY18	FY19	FY20	FY21
Female	54	55	59	67	61
Male	231	223	218	217	181
Total	285	278	277	284	242

# ANG Enlisted Recruitment by Race and Ethnicity

## State: South Dakota

Compared to State Population of High School Graduates, Age 17 to 24, Identifying as Hispanic or Any Race Other than White

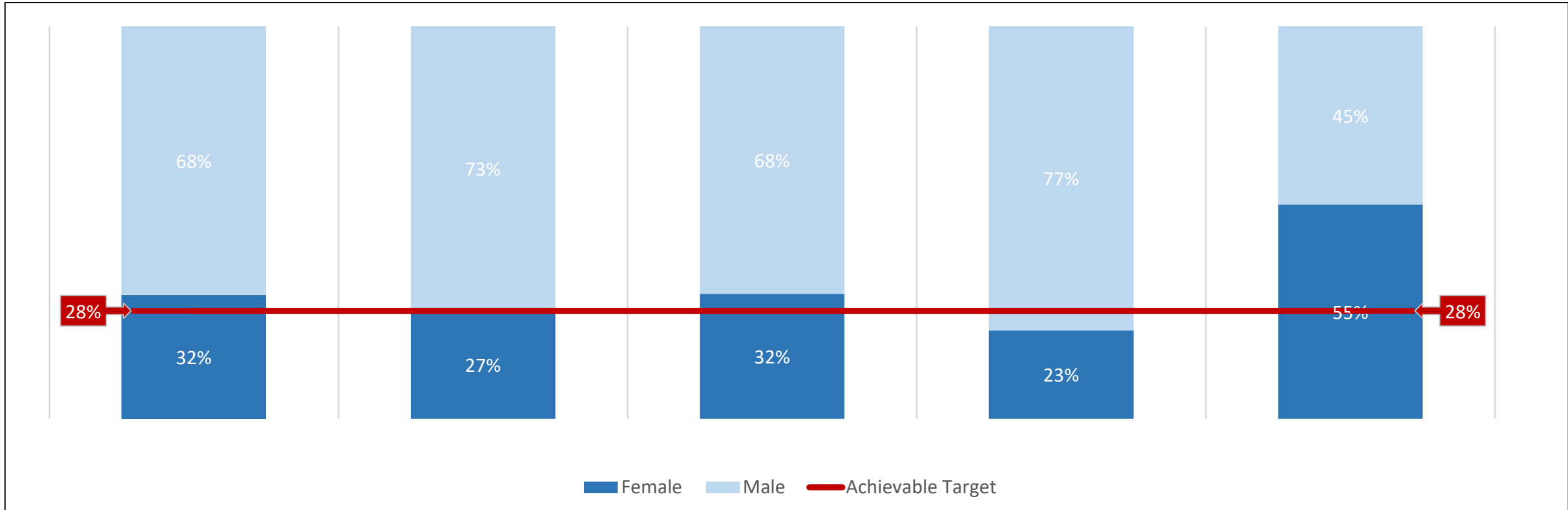


	FY17	FY18	FY19	FY20	FY21
Any Race other than White, Hispanic	7	6	9	5	0
White, Non-Hispanic	88	85	79	66	11
Total	95	91	88	71	11

# ANG Enlisted Recruitment by Gender

## State: South Dakota

Compared to the Highest State Air National Guard Female Representation Level in the Lower-48

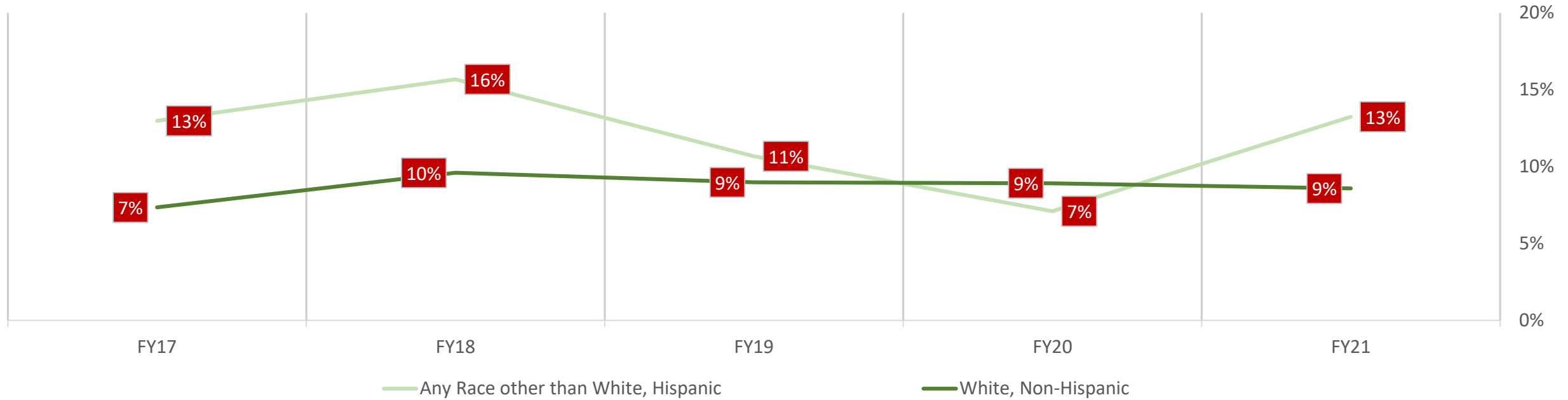


	FY17	FY18	FY19	FY20	FY21
Female	30	25	28	16	6
Male	65	66	60	55	5
Total	95	91	88	71	11

# ARNG Separation Rate by Race and Ethnicity

## State: South Dakota

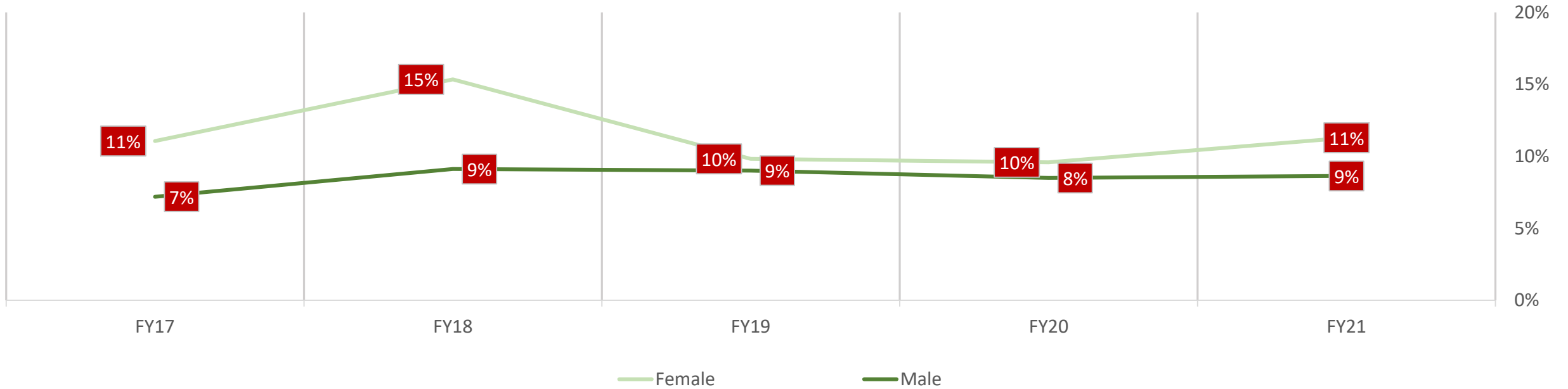
Enlisted, Grade E1 to E7, Separation Rate for the Identified Racial and Ethnic Group



FY17	Population Start of FY	Separations	FY18	Population Start of FY	Separations	FY19	Population Start of FY	Separations	FY20	Population Start of FY	Separations	FY21	Population Start of FY	Separations
Any Race other than White, Hispanic	239	31	Any Race other than White, Hispanic	236	37	Any Race other than White, Hispanic	253	27	Any Race other than White, Hispanic	324	23	Any Race other than White, Hispanic	287	38
White, Non-Hispanic	2355	173	White, Non-Hispanic	2334	224	White, Non-Hispanic	2306	207	White, Non-Hispanic	2232	199	White, Non-Hispanic	2250	193

# ARNG Separation Rate by Gender State: South Dakota

Enlisted, Grade E1 to E7, Separation Rate for the Identified Gender



FY17	Population Start of FY	Separations
Female	452	50
Male	2142	154

FY18	Population Start of FY	Separations
Female	430	66
Male	2140	195

FY19	Population Start of FY	Separations
Female	438	43
Male	2121	191

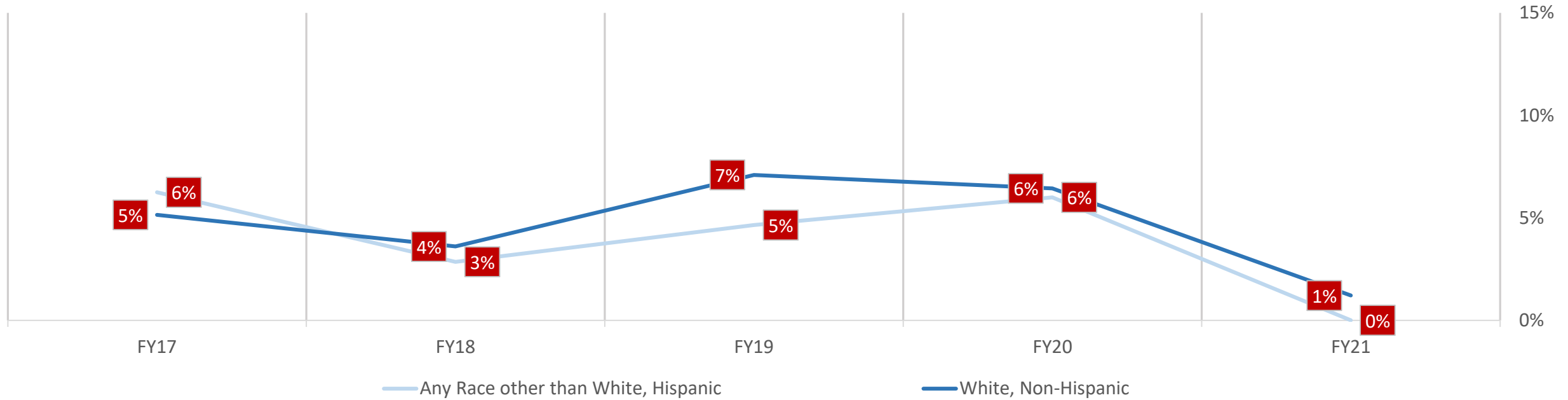
FY20	Population Start of FY	Separations
Female	449	43
Male	2107	179

FY21	Population Start of FY	Separations
Female	452	51
Male	2085	180

# ANG Separation Rate by Race and Ethnicity

## State: South Dakota

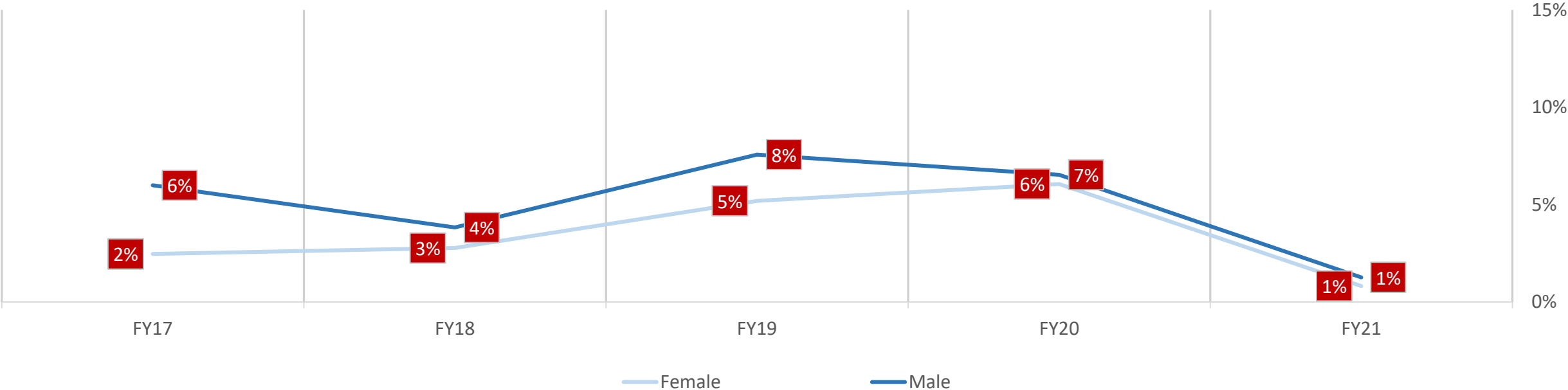
Enlisted, Grade E1 to E7, Separation Rate for the Identified Racial and Ethnic Group



FY17	Population Start of FY	Separations	FY18	Population Start of FY	Separations	FY19	Population Start of FY	Separations	FY20	Population Start of FY	Separations	FY21	Population Start of FY	Separations
Any Race other than White, Hispanic	32	2	Any Race other than White, Hispanic	35	1	Any Race other than White, Hispanic	43	2	Any Race other than White, Hispanic	50	3	Any Race other than White, Hispanic	49	0
White, Non-Hispanic	855	44	White, Non-Hispanic	888	32	White, Non-Hispanic	888	63	White, Non-Hispanic	870	56	White, Non-Hispanic	907	11

# ANG Separation Rate by Gender State: South Dakota

**Enlisted, Grade E1 to E7, Separation Rate for the Identified Gender**



FY17	Population Start of FY	Separations
Female	203	5
Male	684	41

FY18	Population Start of FY	Separations
Female	217	6
Male	706	27

FY19	Population Start of FY	Separations
Female	231	12
Male	700	53

FY20	Population Start of FY	Separations
Female	231	14
Male	689	45

FY21	Population Start of FY	Separations
Female	244	2
Male	712	9